


How to post a job

workingquinte.ca

Step 1 – go to workingquinte.ca

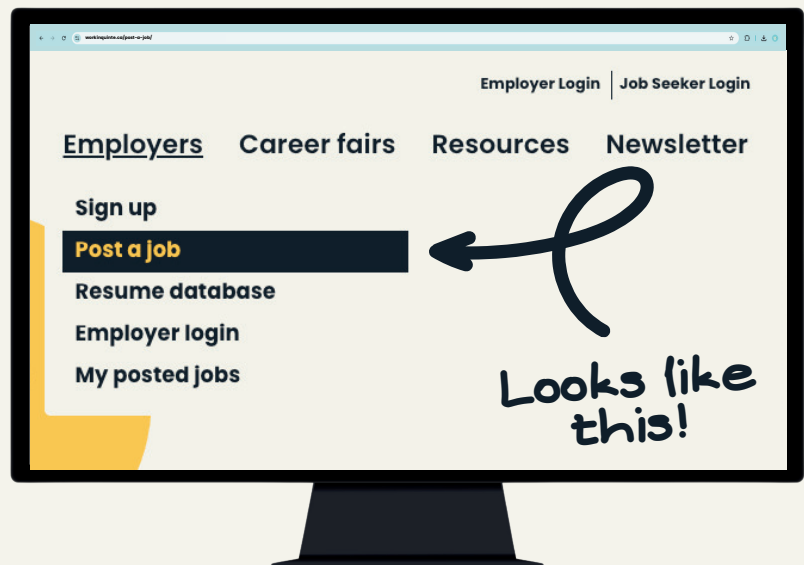
Find us
here!



workingquinte.ca

Step 2 – post a job

Hover over
Employers and
click Post a job.



workingquinte.ca/post-a-job

Step 3 – log in / fill out form

If you have an account click Sign in and then continue to fill out the job form.

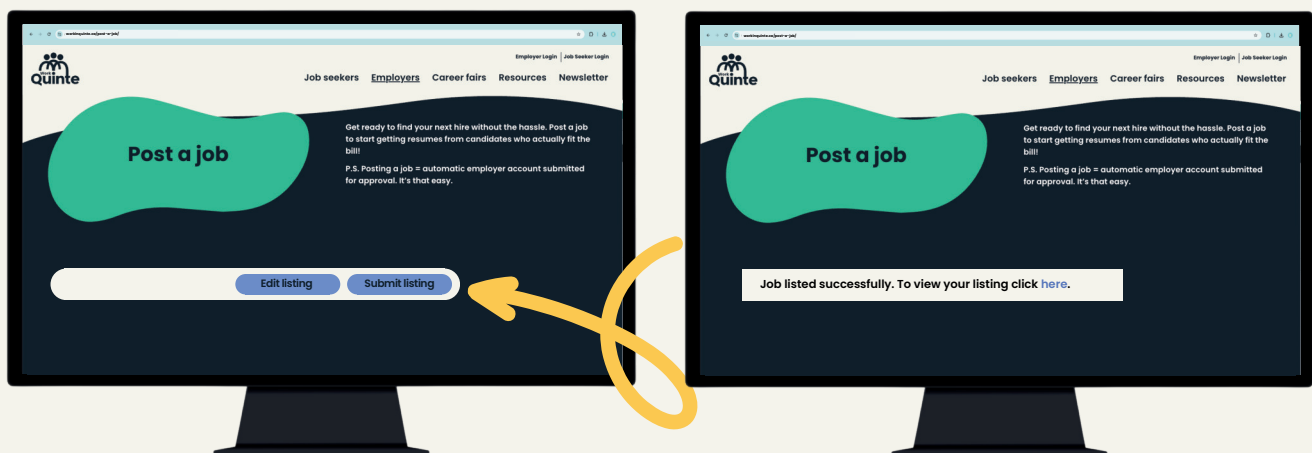
OR

Fill out the job form and create an employer account at the same time.

Click
Preview & Submit

Review your draft and when ready click submit listing.

You will see a confirmation message that the job was listed successfully.




workingquinte.ca/post-a-job

PS—it could take up to two business days to review submissions.

Looking for answers?

Email us
here!



info@workingquinte.ca

